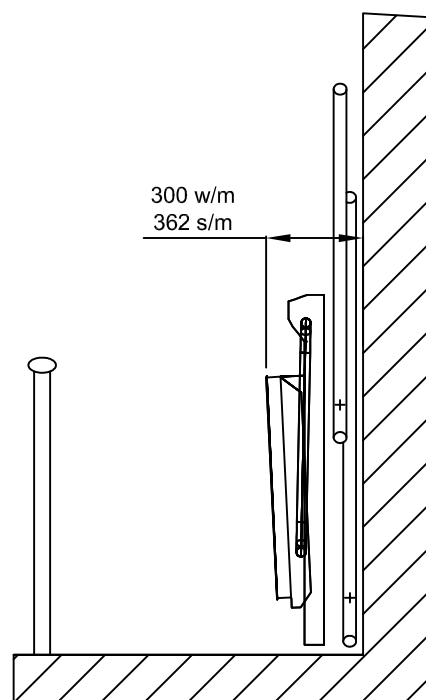


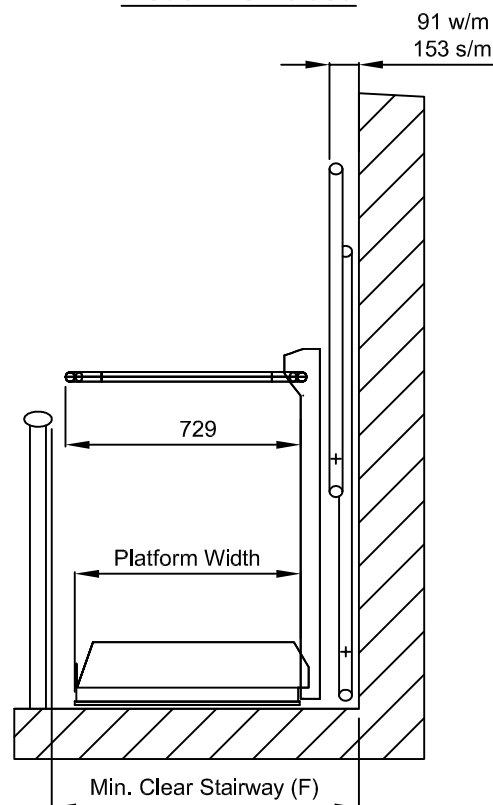
Stairiser SR

Straight rail wheelchair platform stairlift

Platform Folded

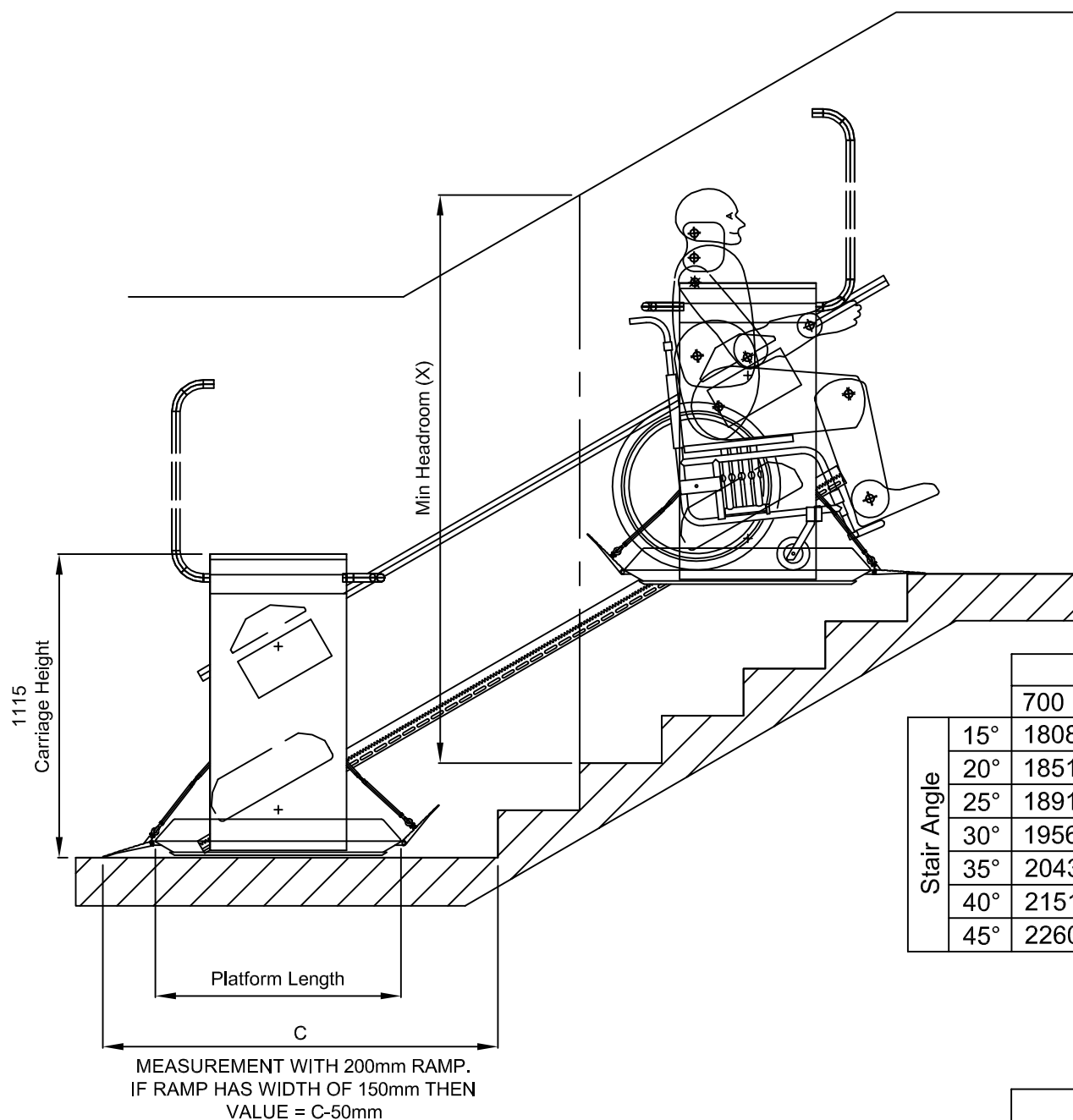


Platform Unfolded



850	1045
800	995
750	945
700	895
Platform Width	F

For stanchion mounted version add 62mm
For side access ramp add 50mm



Min Headroom 'X'

Stair Angle	Platform Length						
	700	750	800	850	900	1000	1250
15°	1808	1810	1812	1814	1815	1855	1910
20°	1851	1860	1869	1978	1885	1920	2010
25°	1891	1910	1929	1948	1965	1995	2105
30°	1956	1980	2004	2028	2050	2075	2220
35°	2043	2070	2097	2124	2150	2185	2355
40°	2151	2180	2209	2238	2265	2335	2515
45°	2260	2295	2330	2365	2400	2490	2680

Dimension 'C'

Stair Angle	Platform Length						
	700	750	800	850	900	1000	1250
15°	1557	1607	1657	1707	1757	1857	2107
20°	1357	1407	1457	1507	1557	1657	1907
25°	1255	1305	1355	1405	1455	1555	1805
30°	1170	1220	1270	1320	1370	1470	1720
35°	1120	1170	1220	1270	1320	1420	1670
40°	1100	1150	1200	1250	1300	1400	1650
45°	1066	1116	1166	1216	1266	1366	1616

Maximum Load:	225Kg Wheelchair and occupant
Speed:	0.1m/sec.
Angle of Stair:	0° to 47°
Site:	Straight stair without intermediate landing. Internal and external models available.
Fixing:	Wall mounted or Stanchion mounted.
Drive System:	Motorised carriage runs on a rigid aluminium rail with positive rack and pinion drive and automatic brake
Power Supply:	240v Single phase
Drive power:	0.5kW
Carriage control	Attendant control on carriage. Constant pressure wireless control buttons at top and bottom landings

Waiver:

This data sheet is for guidance only and must not be used for proper working drawings. Please contact Stannah Lifts for particular details before proceeding. Owing to our policy of continual improvement we reserve the right to alter specifications and dimensions without prior notice

Stannah lifts Ltd.
Anton Mill, Andover, Hampshire. SP10 2NX
Tel: 01264 339090
www.stannahlifts.co.uk

Information sheet
SR 610
Rev C
11.03.13